

# CARE & MAINTENANCE GUIDE

## For BathOasis Collections


This guide provides essential instructions for maintaining BathOasis bathroom vanities with ceramic and acrylic sinks. Proper care will help preserve their beauty and extend their lifespan.



## Cabinets & surfaces



Clean MDF or chipboard surfaces with a damp cloth and mild detergent.



Avoid prolonged exposure to steam or direct water contact.



Ensure proper ventilation in the bathroom to reduce humidity.

## Ceramic sinks




Clean with **mild bathroom cleaners** or **soapy water**.

Avoid metal brushes and **abrasive powders**.

For limescale, apply a **vinegar solution** briefly, then rinse well.

Do not pour **boiling water** directly into the sink.

## Acrylic sinks



Wash with **warm water** and **liquid soap** using a soft sponge.

Avoid **acetone**, **alcohol** and aggressive solvents.

For light scratches, use **non-abrasive acrylic polish**.

Never use **abrasive powders** or hard brushes.

## Mirrors & led lighting



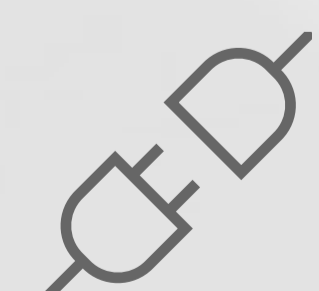
Clean mirrors with glass cleaner or water + vinegar.



Do not spray cleaner directly on the mirror. Apply to a cloth first.



Prevent water from entering LED components.



Disconnect power before cleaning illuminated areas.

### General tips

Keep candles and hot appliances away from bathroom furniture.

Wipe water and moisture after each use to prevent swelling.

Follow installation and warranty guidelines for long-term performance.